



SONIA SOTOMAYOR
ILLUSTRATED BY
RAFAEL LÓPEZ

JUST ASK!

BE DIFFERENT, BE BRAVE, BE

Scan the QR code →
to open the soundscape!

Book Title
Just Ask!
Content Area
ELA, SEL
Grade Levels
1st-5th

Students will...

- Color and illustrate flowers.
- Describe themselves with character traits.
- Practice sign language.
- Complete a venn diagram.
- Write about how they are unique.
- Create a new page for the book.
- Write about the author's purpose.
- Write about different tools people use.
- Explore story vocabulary.
- Research topics from the book.
- Reflect on the story.
- Complete a word search.
- Respond to writing prompts.

Materials Needed:

scissors, glue, coloring materials, construction paper, research materials

Name: _____


Option 1 : Create a word cloud that describes people that *just ask!*
Optional 2: Create a word cloud that describes yourself.

**JUST
ASK!**

Name: _____

Color the page. Talk about how the flowers are similar and different.

JUST ASKI



Name: _____

Trace the letters. Then, practice signing words or your name to a classmate.



a



b



c



d



e



f



g



h



i



j



k



l



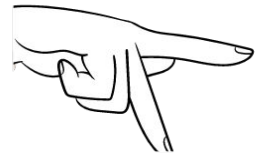
m



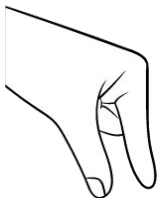
n



o



p



q



r



s



t



u



v




w



x



y



z

Name: _____

Illustrate a plant that is unique. Write about it below.
Example: A cactus is unique because it lives in the desert.


Name of Plant: _____

This plant is unique because _____

I am also unique because _____


Name: _____

Write words or facts that describe you inside each petal.
Then color in the flower!



Compare and contrast yourself and a flower.



Name: _____



Me





both

a flower



Name: _____

Draw a self portrait. Then respond to the prompts by illustrating or writing.



Name: _____

I Am Unique!

Write and illustrate 4 things that make you unique.









Name: _____

Write words that describe you and your interests with each letter of the alphabet.

Example: artistic, beautiful, caring, dependable

a _____

b _____

c _____

d _____

e _____

f _____

g _____

h _____

i _____

j _____

k _____

l _____

m _____

n _____

o _____

p _____

q _____

r _____

s _____

t _____

u _____

v _____

w _____

x _____

y _____


z _____



Name: _____

Just Ask!


Write another page that could be included in this book. Include a picture at the top.



Name: _____

Just Ask!

Write another page that could be included in this book. Include a picture at the top.



The illustration shows a spiral-bound notebook. The left page is partially visible, showing the spiral binding. The right page is the focus and is mostly blank, with a curved top edge. There are several horizontal lines drawn across the lower half of the right page, intended for writing. The notebook is outlined in black.

Name: _____

Author's Purpose

Shade one of the boxes below that shows Sonia Sotomayor's purpose for writing *Just Ask*.

Entertain

The author wants you to read this book for fun.


Persuade

The author wants to convince you of something.

Inform

The author wants to give you information about a topic.

Draw an example from the book that shows the author's purpose.



How does your illustration show the author's purpose to entertain, persuade, or inform?

Name: _____

Tools People Use

Describe and illustrate four tools mentioned in the story.









Name: _____

Story Synonyms and Antonyms

Write a synonym and antonym for each word from the book.

Word	Synonym	Antonym
different		
thrive		
fragile		
shy		
healthy		
fast		
organize		
helpful		
new		
interesting		



Name: _____

Definition:

Characteristics:

inclusive

Examples:

Non-Examples:

Name: _____

Definition:

Characteristics:

unique



Examples:

Non-Examples:

Directions: Cut out the words below.
Glue them in order from most negative
(at the bottom) to most positive (at the
top). *Use a dictionary, if needed.*

Name: _____



reject

include

ban

accept

invite

exclude

tolerate

Order the Shades of Meaning






most positive

most negative

To begin, determine the most negative word. Glue it here. Then, continue to glue words that gradually increase in positivity


Name: _____

Research one of the differences mentioned in *Just Ask*. Write 5 facts in the blanks below.
Then, answer the question in the notepad.



How does this information better help you understand one of the characters in *Just Ask*?



Name: _____

***Just Ask!* Book Reflection**

Reflect on the book by answering the questions below.



Make a text to self connection. What part of this book do you relate to?

Describe the book's theme. Justify your answer with evidence from the text.

Determine the central message *Just Ask*.

What topic do you want to learn more about after reading this book? Where can you look to find more information?

Write about a tool that helps you. Explain how this tool helps you similarly to a tool mentioned in the book.

Why *and* how did Sonia Sotomayor use a garden to convey her message?

Name: _____

d s k d k m u z s f c d i d a j o t c v
 i y j z q h e p u t i e d x e x h b z o
 e t s f p t z v g p t t a t l l u d g i
 e p s l h g h f u z n a l w d d t x q c
 s u m r e m p d x i e r l j n z o d u e
 k h i v s x f m p m t t e b a v q a j e
 f f e n v t i l c n s s r g t h b c h a
 o z c b m p h a a o i u g g s k b p i j
 c s n t s a o v v s l r y x r w o o e f
 p g e s i x n p p r t f g j e p m k q v
 i h i i t o g o i e o h t n d t j h f b
 s c t l u r x w v t x a m q n x b q z f
 e l a f a g o e s a z p c a u b k w c t
 t u p g i s u r w h e e l c h a i r y g
 e f e i n h a l e r x x n a w o m l i d
 b p w i g g l e g y e o b q i f k a s k
 a l g t t m g m t d m h b g m n b f z d
 i e o h u u o j a t t e n t i o n p t g
 d h a q g l q b t q a u e i p f l j s x
 g v c f n f j c y t k m l k t l j j v e

allergy

diabetes

frustrated

listen

understand

wheelchair

asthma

dyslexia

helpful

patience

voice

wiggle

autism

explain


inhaler

power

attention

ask

Answer Key



allergy
diabetes
frustrated
listen
understand
wheelchair

asthma
dyslexia
helpful
patience
voice
wiggle

autism
explain
inhaler
power
attention
ask


Flower Craftivity:

Printing Directions:

- Print 1 petal page per student.
- Then, decide which flower pot template you'd like them to use and print 1 per student.

Activity Directions:

1. Answer writing prompt in the flower pot.
2. Write your name on the flower's stem.
3. Color in each part of the plant and pot.
4. Cut out the pieces and glue together on construction paper.







Materials:

- flower template
- construction paper
- coloring materials
- scissors
- glue



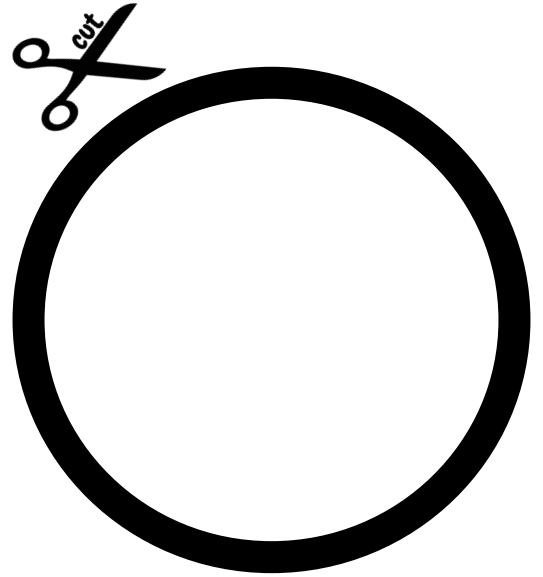
Petal Template

Color and cut out each petal. Glue the petals around the circle (on the other page) to create a beautifully unique flower.




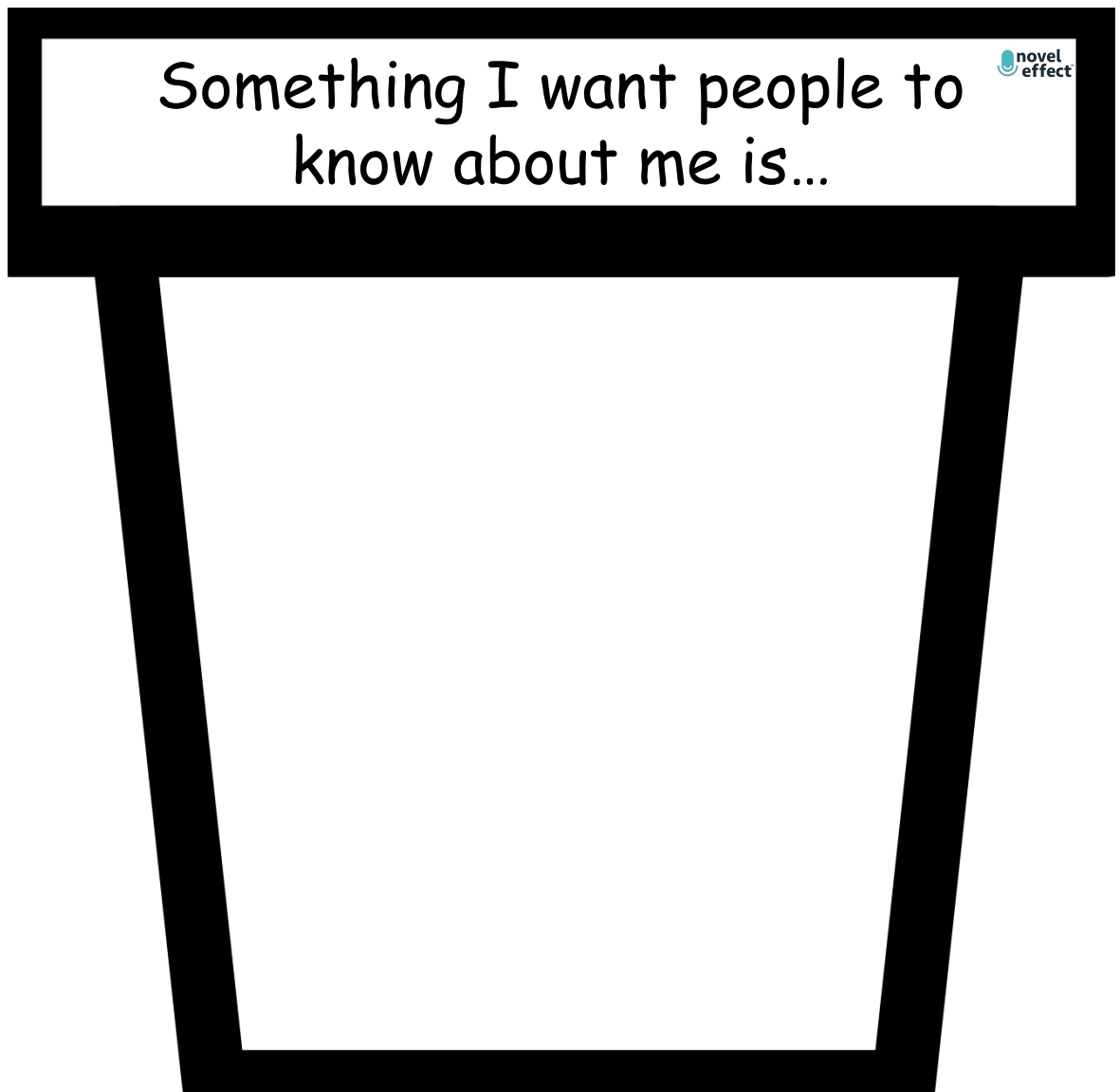

Option 1:

- Answer the prompt using a black marker in the pot below. **You may want to use pencil first and the trace it with marker in case you make a mistake.**
- Write your name on the stem.
- Color the pot, circle, and the stem.
- Cut out each part.
- Glue all pieces together on construction paper.






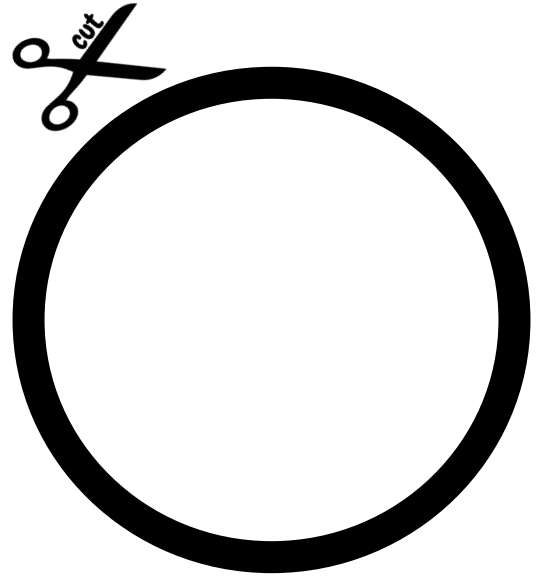
Option 2:

- Answer the prompt using a black marker in the pot below. **You may want to use pencil first and the trace it with marker in case you make a mistake.**
- Write your name on the stem.
- Color the pot, circle, and the stem.
- Cut out each part.
- Glue all pieces together on construction paper.



Option 3:

- Answer the prompt using a black marker in the pot below. **You may want to use pencil first and the trace it with marker in case you make a mistake.**
- Write your name on the stem.
- Color the pot, circle, and the stem.
- Cut out each part.
- Glue all pieces together on construction paper.



Just Ask!

Discussion Questions

1-3

Before Reading:

- What do you think the title means?
- Why do you think there are different flowers on the cover? How do you think this relates to the title?
- Look at the back of this book. Does it give you more information about what it may be about? How so?
- The text at the bottom says, “Be different, be brave, be you.” What do you think that means?

While Reading:

- After reading the first two pages, describe how kids and flowers are similar. What does the author mean by, “Each of us grows in our own way”?
- After reading the page that features Rafael, discuss the two tools the book has mentioned. What other tools can people use to help them?
- After reading about Madison and Artura, describe how you use your senses.
- How are Jordan and Tiana similar? How are they different?
- Nolan is allergic to nuts. How can Nolan’s classmates keep him safe at school? How can we keep our classmates safe? *Ex. Don’t share food. Wash hands after eating.*

After Reading:

- What would the world be like if everyone was the same? *Reread the analogy on the last page if needed.*
- Why is it important to *just ask*?
- Which part(s) of the Novel Effect soundscape helped you understand differences in the book?
- What type of plant do you think you are similar to? How so?
- What different tools did characters in the story use? Were any of these tools new to you?
- Vijay used sign language. How is language used as a tool?
- Do you relate to any of the differences mentioned in the story? If you’re comfortable, share how you relate.
- What questions do you have about the book?
- Answer Sonia Sotomayor’s question at the end of the book. What will you do with your superpower?



Just Ask!

Discussion Questions

4-5

Before Reading:

- Who is the author? What you know about her?
- How do you think the title and cover illustrations are related?
- What does the text at the bottom of the cover make you think this book will be about?
- This book is about differences. Describe a difference you're comfortable sharing about.

While Reading:

- After reading the first two pages, describe how the author compares kids to flowers. What else could you compare kids to?
- Make a connection between the character giving herself insulin and the part of the flower she is sitting in, as well as the bees surrounding her. *Hint: They all relate to sugar.*
- After reading about Madison and Artura, describe how you use your senses similarly. How do you use your senses differently?
- What can you infer about autism based on the similarities and/or differences Jordan and Tiana have?

After Reading:

- How did the Novel Effect soundscape help convey feelings in the story? Use a specific example.
- Determine the story's central message.
- Define *inclusivity*. How does it relate to this book?
- Describe analogies you noticed in the book.
- What was the tone of the story? How so?
- Compare yourself to a type of plant. Explain the comparison.
- Which two tools from the story do you think are most similar? How so?
- Can you think of any tools that were not mentioned in the book?
- Everybody uses tools in life. What do you use?
- Why do you think Sonia Sotomayor wrote this book?
- Using classroom materials or your body, create a sound effect that embodies you.
- Interpret the book's title now that you've read it. Explain its meaning.



Just Ask!

Writing Prompts

1-3

- Write about characteristics that make you unique.
- How are people like flowers in a garden?
- Write about tools you use everyday. What do those tools help you do?
- Write about something you are really good at. What tools do you use for this? *Ex. senses, imagination, paint brush, soccer ball, glasses muscles, etc.*
- If you were a plant, what kind would you be? Why?
- Answer Sonia Sotomayor's question at the end of the book, "what will you do with your powers?"
- Which child in the book is most like you? Write about how you are similar and different.
- Write about the lesson this story teaches.
- Write about a time you experienced feeling different.



Just Ask!

Writing Prompts

4-5

- Write another page for this book that includes a difference that was not mentioned.
- Which character did you relate to the most? Use evidence from the book to explain your thinking.
- Compare and contrast yourself and a character from the book.
- Write a book recommendation. Who would you recommend this book to? Why?
- Write about one the differences from this book. Imagine you are explaining it to someone who is unfamiliar with the condition.
- Write a list of questions you would like to ask characters from the book. Make sure to word the questions compassionately.



No Print Novelties

Use these no print activities at school or home.

Swap Meet:

Use this movement activity to continue discussions about the book.

- Students find a partner.
- Teacher shares one of the prompts:
 - *What tools were mentioned in the book?*
 - *What tools do you use?*
 - *Recall some differences mentioned in the story.*
 - *How did this story make you feel? Why?*
 - *What did you learn from listening to the story?*
 - *What does the title, Just Ask, mean?*
 - *What are some ways we can be inclusive?*
 - *How can we be empathetic towards others?*
 - *Would you recommend Just Ask to someone else? Why?*

Optional: Students find a new partner for each prompt to gain varying perspectives.

Home Challenges

Option 1: Use the experiences in the book to talk with your learner about the differences between empathy, being kind, and being nice. Discuss feelings and questions that may arise when we encounter people with visible and invisible differences, and how we can use our powers to be empathetic.

Option 2: Use the sign language poster in this packet. Practice signing words or names together.

