



Tall Tale Wheel

A Crafty Reading Response Activity for Tall Tales

**Materials for each
student:**

**Template Copies on
construction paper or
cardstock**

Metal Brad

Crayons/Colored Pencils

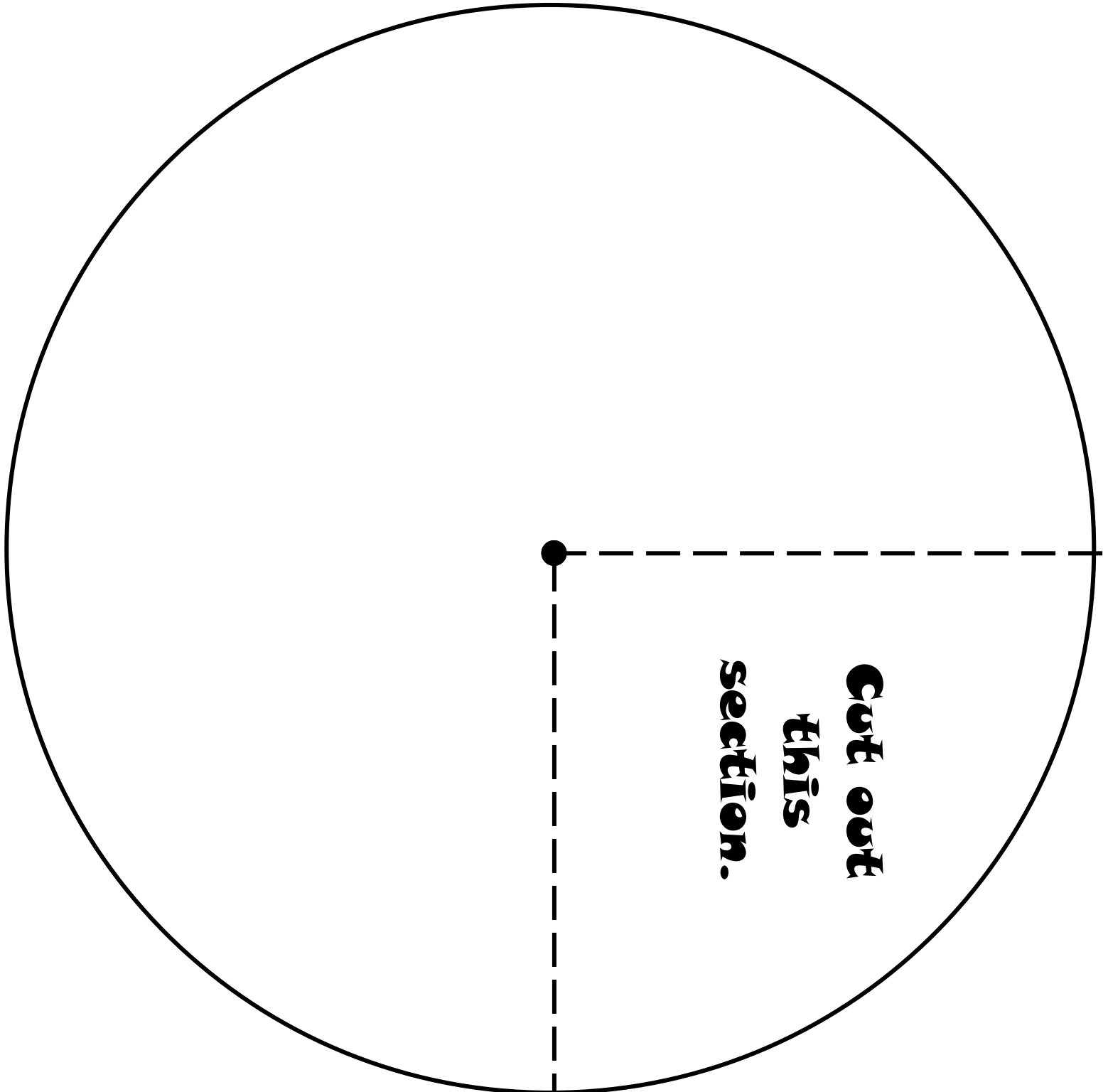


Suggested Tall Tale Picture Books

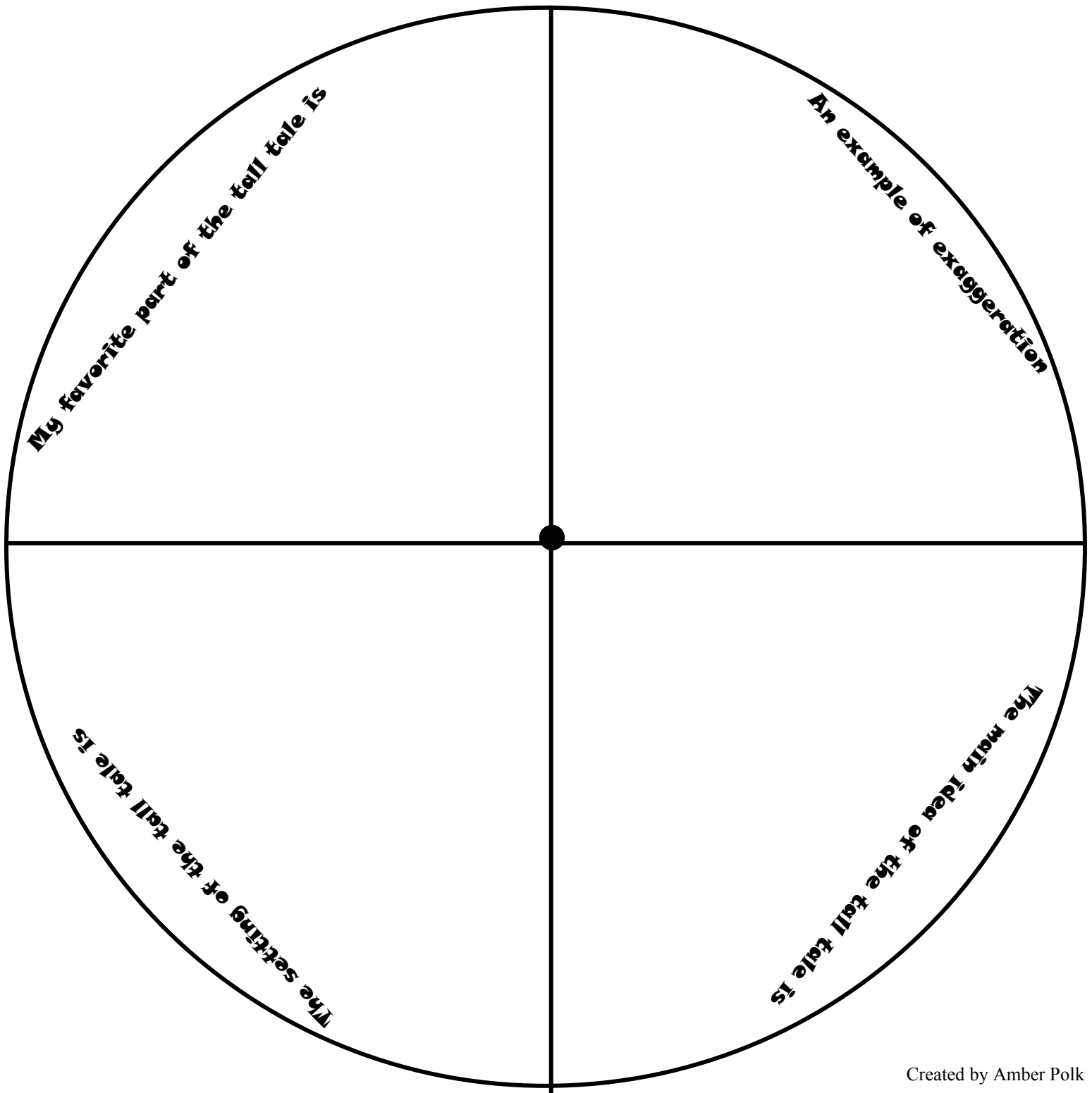
- **American Tall Tales by Mary Pope Osborne**
- **Clever Beatrice by Margaret Willey**
- **Davey Crockett Saves the World**
- **by Rosalyn Schanzer**
- **Granite Baby by Lynne Bertrand**
- **John Henry by Julius Lester**
- **Johnny Appleseed by Steven Kellogg**
- **McBroom's Wonderful One-Acre Farm**
by Sid Flesishman
- **Paul Bunyan by Steven Kellogg**
- **Pecos Bill by Steven Kellogg**
- **Sally Ann Thunder Ann Whirlwind**
Crockett by Steven Kellogg
- **Swamp Angel by Anne Isaacs**
- **The Bunyans by Audrey Wood**
- **Thunder Rose by Jerdine Nolen**

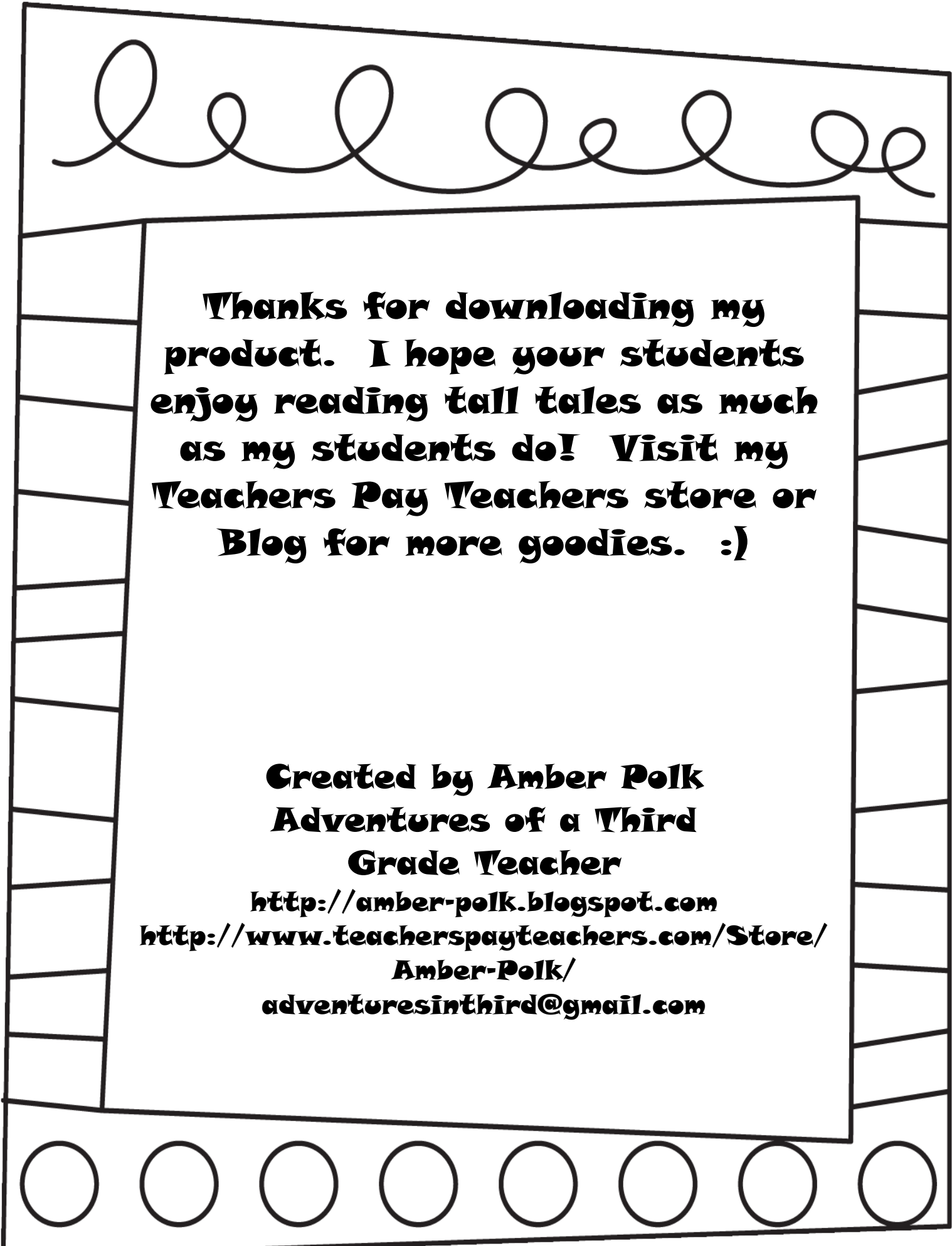
Tall Tale Wheel

Directions: Cut out the wheel and the dotted line section of the wheel. Write the title of your tall tale and illustrate the cover.



Directions: Cut out the circle. Complete the sentence starters. Illustrate your sentence. Attach the cover to this page by using a small brad in the middle. Write your name on the back.





Thanks for downloading my product. I hope your students enjoy reading tall tales as much as my students do! Visit my Teachers Pay Teachers store or Blog for more goodies. :)

**Created by Amber Polk
Adventures of a Third
Grade Teacher**

**<http://amber-polk.blogspot.com>
[http://www.teacherspayteachers.com/Store/
Amber-Polk/](http://www.teacherspayteachers.com/Store/Amber-Polk/)
adventuresinthird@gmail.com**